


# Simple Compound Objects

## The Concept

The LUNA Library has the ability to link more than one Media Item with a single record. This allows for a simple compound object.

As shown in the example below, In the record editor, you can see two images related to this one record.

Record Editor | Media Item Editor | Media Item Linking

For display in LUNA Viewer ( thumbnail indicator  )

Identifier  \*This field is required.

Creator  ▲ ▼


Creator

Date  ▲ ▼

Date


Title  ▲ ▼


Title



Under the Media Item Editor tab, each image can have specific field information added to describe the details of that image.


Record Editor | **Media Item Editor** | Media Item Linking


For display in LUNA Viewer ( thumbnail indicator  )



Perspective

---

For display in LUNA Viewer ( thumbnail indicator  )



Perspective

## Relating more than one Media Item to a record

There are several ways to associate additional media with a record

- Add new media directly from Redord Editor page using the + icon to select the additional media you would like to add.



- Using the Media Item Linking tab, click on the + icon to add the selected media.

Record Editor   Media Item Editor   **Media Item Linking**

Select a field ▾ contains  search

[Show Unlinked Media items](#)

Click to link this Media

- Using a linking file in the LUNA Library Uploader as described in [Uploader Settings](#)